


QUARTERLY REPORT OF REVENUE AND OTHER RECEIPTS

As at the Quarter Ending September 30, 2020

Department : State Universities and Colleges (SUCs)  
 Agency : Cagayan State University  
 Operating Unit : < not applicable >  
 Organization Code : 08 022 0000000  
 Fund Cluster : 05 - Internally Generated Funds


Classification/Sources of Revenue and Other Receipts	UACS CODE	REVENUE TARGET (Annual) per BESF	Actual Revenue and Other Receipts Collections					Cumulative Remittance/Deposits to Date			Variance		Remarks
			1st Quarter Ending March 31	2nd Quarter Ending June 30	3rd Quarter Ending Sept. 30	4th Quarter Ending Dec. 31	Total	Remittance to BTr	Deposited with AGDB	TOTAL	Amount	%	
1	2	3	4	5	6	7	8=[(6+(-)7)-8+9]	9	10	11=(9+10)	12=(8-3)	13=(12/3)	14
Internally Generated Funds		0.00	11,829,463.77	6,780,546.00	51,065,175.00	0.00	69,675,184.77	0.00	0.00	0.00	69,675,184.77	0 %	
Revenue Collections		0.00	11,829,463.77	6,780,546.00	51,065,175.00	0.00	69,675,184.77	0.00	0.00	0.00	69,675,184.77	0 %	
Cash Revenue		0.00	0.00	0.00	0.00	0.00	0.00	0.00	0.00	0.00	0.00	0 %	
Non-Tax		0.00	0.00	0.00	0.00	0.00	0.00	0.00	0.00	0.00	0.00	0 %	
Tuition Fees	4020201001	0.00	0.00	0.00	0.00	0.00	0.00	0.00	0.00	0.00	0.00	0 %	
Income Collected from Students	4020201002	0.00	0.00	0.00	0.00	0.00	0.00	0.00	0.00	0.00	0.00	0 %	
Other School Fees	4020201099	0.00	0.00	0.00	0.00	0.00	0.00	0.00	0.00	0.00	0.00	0 %	
Other Business Income	4020299099	0.00	0.00	0.00	0.00	0.00	0.00	0.00	0.00	0.00	0.00	0 %	
Cash Receipts		0.00	11,829,463.77	6,780,546.00	51,065,175.00	0.00	69,675,184.77	0.00	0.00	0.00	69,675,184.77	0 %	
Non-Tax		0.00	11,829,463.77	6,780,546.00	51,065,175.00	0.00	69,675,184.77	0.00	0.00	0.00	69,675,184.77	0 %	
Tuition Fees	4020201001	0.00	2,026,942.75	3,610,044.00	30,229,877.00	0.00	35,866,863.75	0.00	0.00	0.00	35,866,863.75	0 %	
Income Collected from Students	4020201002	0.00	2,761,506.50	1,810,903.00	13,791,807.00	0.00	18,364,216.50	0.00	0.00	0.00	18,364,216.50	0 %	
Other School Fees	4020201099	0.00	668,730.00	913,521.00	5,075,482.00	0.00	6,657,733.00	0.00	0.00	0.00	6,657,733.00	0 %	
Rent/Lease Income	4020205000	0.00	478,032.80	0.00	0.00	0.00	478,032.80	0.00	0.00	0.00	478,032.80	0 %	
Other Business Income	4020299099	0.00	5,894,251.72	446,078.00	1,968,009.00	0.00	8,308,338.72	0.00	0.00	0.00	8,308,338.72	0 %	
TOTAL		0.00	11,829,463.77	6,780,546.00	51,065,175.00	0.00	69,675,184.77	0.00	0.00	0.00	69,675,184.77	0 %	

Certified Correct:

  
 CARLA MARIE L. SUMIGAD  
 University Accountant

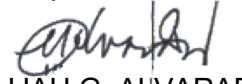
Date:

Recommending Approval:

  
 EMERITA P. GERON  
 FMO II

Date:

Approved By:

  
 URDUJAH G. ALVARADO  
 University President

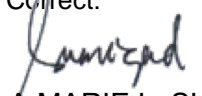
Date:

QUARTERLY REPORT OF REVENUE AND OTHER RECEIPTS


As at the Quarter Ending September 30, 2020

Department : State Universities and Colleges (SUCs)  
 Agency : Cagayan State University  
 Operating Unit : < not applicable >  
 Organization Code : 08 022 0000000  
 Fund Cluster : 06 - Business Related Funds


Classification/Sources of Revenue and Other Receipts	UACS CODE	REVENUE TARGET (Annual) per BESF	Actual Revenue and Other Receipts Collections					Cumulative Remittance/Deposits to Date			Variance		Remarks
			1st Quarter Ending March 31	2nd Quarter Ending June 30	3rd Quarter Ending Sept. 30	4th Quarter Ending Dec. 31	Total	Remittance to BTr	Deposited with AGDB	TOTAL	Amount	%	
1	2	3	4	5	6	7	8=[(6+(-)7)-8+9]	9	10	11=(9+10)	12=(8-3)	13=(12/3)	14
Business Related Funds		0.00	1,195,140.35	2,487,730.00	4,453,348.00	0.00	8,136,218.35	0.00	0.00	0.00	8,136,218.35	0 %	
Revenue Collections		0.00	1,195,140.35	2,487,730.00	4,453,348.00	0.00	8,136,218.35	0.00	0.00	0.00	8,136,218.35	0 %	
Cash Revenue		0.00	0.00	0.00	0.00	0.00	0.00	0.00	0.00	0.00	0.00	0 %	
Non-Tax		0.00	0.00	0.00	0.00	0.00	0.00	0.00	0.00	0.00	0.00	0 %	
Rent/Lease Income	4020205000	0.00	0.00	0.00	0.00	0.00	0.00	0.00	0.00	0.00	0.00	0 %	
Book Sales	4020216001	0.00	0.00	0.00	0.00	0.00	0.00	0.00	0.00	0.00	0.00	0 %	
Sale of Animals, Meat and Dairy	4020216006	0.00	0.00	0.00	0.00	0.00	0.00	0.00	0.00	0.00	0.00	0 %	
Other Sales	4020216099	0.00	0.00	0.00	0.00	0.00	0.00	0.00	0.00	0.00	0.00	0 %	
Other Business Income	4020299099	0.00	0.00	0.00	0.00	0.00	0.00	0.00	0.00	0.00	0.00	0 %	
Cash Receipts		0.00	1,195,140.35	2,487,730.00	4,453,348.00	0.00	8,136,218.35	0.00	0.00	0.00	8,136,218.35	0 %	
Non-Tax		0.00	1,195,140.35	2,487,730.00	4,453,348.00	0.00	8,136,218.35	0.00	0.00	0.00	8,136,218.35	0 %	
Rent/Lease Income	4020205000	0.00	807,975.11	297,755.00	775,933.00	0.00	1,881,663.11	0.00	0.00	0.00	1,881,663.11	0 %	
Book Sales	4020216001	0.00	86,195.00	165.00	138,485.00	0.00	224,845.00	0.00	0.00	0.00	224,845.00	0 %	
Sale of Animals, Meat and Dairy	4020216006	0.00	0.00	393,990.00	1,374,021.00	0.00	1,768,011.00	0.00	0.00	0.00	1,768,011.00	0 %	
Other Sales	4020216099	0.00	257,466.00	1,795,220.00	2,125,228.00	0.00	4,177,914.00	0.00	0.00	0.00	4,177,914.00	0 %	
Other Business Income	4020299099	0.00	43,504.24	600.00	39,681.00	0.00	83,785.24	0.00	0.00	0.00	83,785.24	0 %	
TOTAL		0.00	1,195,140.35	2,487,730.00	4,453,348.00	0.00	8,136,218.35	0.00	0.00	0.00	8,136,218.35	0 %	

Certified Correct:  
  
 CARLA MARIE L. SUMIGAD  
 University Accountant

Date:

Recommending Approval:  
  
 EMERITA P. GERON  
 FMO II

Date:

Approved By:  
  
 URDUJAH G. ALVARADO  
 University President

Date:


QUARTERLY REPORT OF REVENUE AND OTHER RECEIPTS

As at the Quarter Ending September 30, 2020

Department : State Universities and Colleges (SUCs)  
 Agency : Cagayan State University  
 Operating Unit : < not applicable >  
 Organization Code : 08 022 0000000  
 Fund Cluster : 07 - Trust Receipts


Classification/Sources of Revenue and Other Receipts	UACS CODE	REVENUE TARGET (Annual) per BESF	Actual Revenue and Other Receipts Collections					Cumulative Remittance/Deposits to Date			Variance		Remarks
			1st Quarter Ending March 31	2nd Quarter Ending June 30	3rd Quarter Ending Sept. 30	4th Quarter Ending Dec. 31	Total	Remittance to BTr	Deposited with AGDB	TOTAL	Amount	%	
1	2	3	4	5	6	7	8=[(6+(-)7)-8+9]	9	10	11=(9+10)	12=(8-3)	13=(12/3)	14
Trust Receipts		0.00	19,698,188.22	41,290,581.00	42,461,107.00	0.00	103,449,876.22	0.00	0.00	0.00	103,449,876.22	0 %	
Trust Receipts Deposited with Authorized Government Depository Banks (AGDB)		0.00	19,698,188.22	41,290,581.00	42,461,107.00	0.00	103,449,876.22	0.00	0.00	0.00	103,449,876.22	0 %	
subsidy from other NGAs		0.00	19,698,188.22	41,290,581.00	36,087,727.00	0.00	97,076,496.22	0.00	0.00	0.00	97,076,496.22	0 %	
Assistance from Local		0.00	0.00	0.00	6,373,380.00	0.00	6,373,380.00	0.00	0.00	0.00	6,373,380.00	0 %	
TOTAL		0.00	19,698,188.22	41,290,581.00	42,461,107.00	0.00	103,449,876.22	0.00	0.00	0.00	103,449,876.22	0 %	

Certified Correct:

  
CARLA MARIE L. SUMIGAD  
 University Accountant


Date:

Recommending Approval:

  
EMERITA P. GERON  
 FMO II

Date:

Approved By:

  
URDUJAH G. ALVARADO  
 University President

Date: